

Install Sky with license key on Linux

All distros: installation process should be run with root permission.

How to disable Sky update notifications:

Add `W_KEY_DISABLE_UPDATE_NOTIFICATION=true` in configuration file:
`/home/<user>/.config/tel.red/Sky.conf`

How to disable connection settings UI, so users cannot edit them:

Create an empty file: `connection.lock` and copy into `"/usr/lib/sky"`

How to activate Sky license key from third-party:

1. Make sure PC has internet connection, then start Sky (don't need login) or if Sky is already running, go step 2
2. Open and build `license_activation_qt` (https://tel.red/guides/license_activation_qt.zip) in Qt, this build will output a console program (default name: `sender`), then open terminal and run command:
`./sender "license_key"`.
3. Check register status by opening Register dialog in Sky

1. SUSE 64

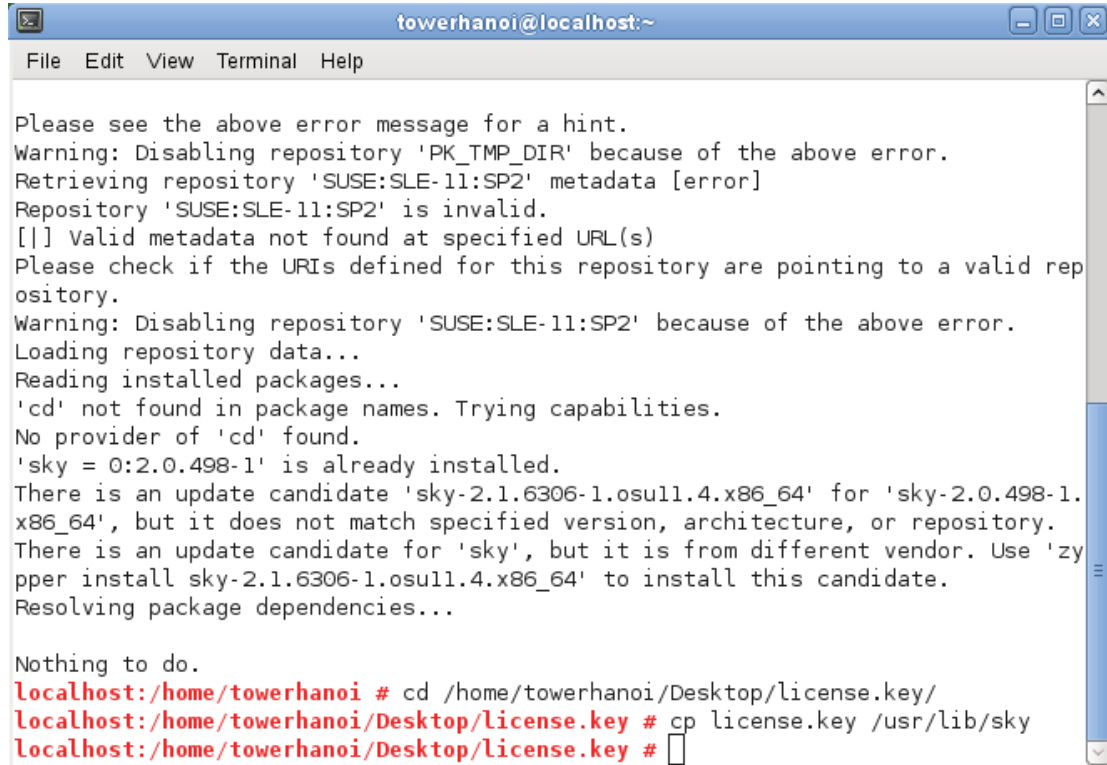
Install Sky package: `zypper install sky_suse64_v2.0.xyz.rpm`

Create license key file: `license.key` and copy the license key string into this file.

Save file into folder `"/usr/lib/sky"` or copy this file into `"/usr/lib/sky"` by command:

```
cp /path/of/license.key /lib/sky
```

If `zypper` couldn't use update command to upgrade to new version, because the system recognizes that the vendor changed, then as workaround, use `"rpm -U"`.



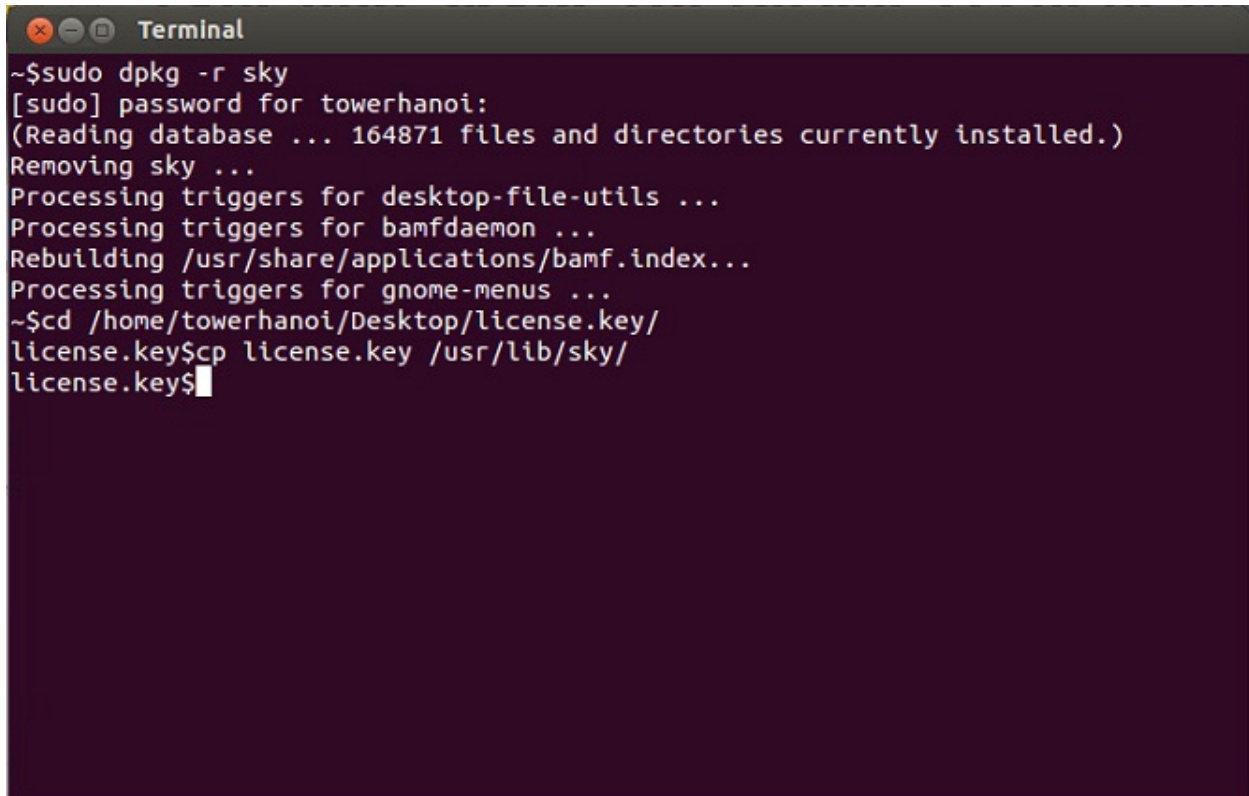
```
towerhanoi@localhost:~  
File Edit View Terminal Help  
Please see the above error message for a hint.  
Warning: Disabling repository 'PK_TMP_DIR' because of the above error.  
Retrieving repository 'SUSE:SLE-11:SP2' metadata [error]  
Repository 'SUSE:SLE-11:SP2' is invalid.  
[!] Valid metadata not found at specified URL(s)  
Please check if the URIs defined for this repository are pointing to a valid repository.  
Warning: Disabling repository 'SUSE:SLE-11:SP2' because of the above error.  
Loading repository data...  
Reading installed packages...  
'cd' not found in package names. Trying capabilities.  
No provider of 'cd' found.  
'sky = 0:2.0.498-1' is already installed.  
There is an update candidate 'sky-2.1.6306-1.osu11.4.x86_64' for 'sky-2.0.498-1.x86_64', but it does not match specified version, architecture, or repository.  
There is an update candidate for 'sky', but it is from different vendor. Use 'zypper install sky-2.1.6306-1.osu11.4.x86_64' to install this candidate.  
Resolving package dependencies...  
  
Nothing to do.  
localhost:/home/towerhanoi # cd /home/towerhanoi/Desktop/license.key/  
localhost:/home/towerhanoi/Desktop/license.key # cp license.key /usr/lib/sky  
localhost:/home/towerhanoi/Desktop/license.key #
```

2. Ubuntu64

Install Sky package: Double click the installation file, or use command line:

```
sudo dpkg -i sky_ubuntu64_v2.0.xyz.deb
```

Create and copy license key file like SUSE64 above: `sudo cp license.key usr/lib/sky`

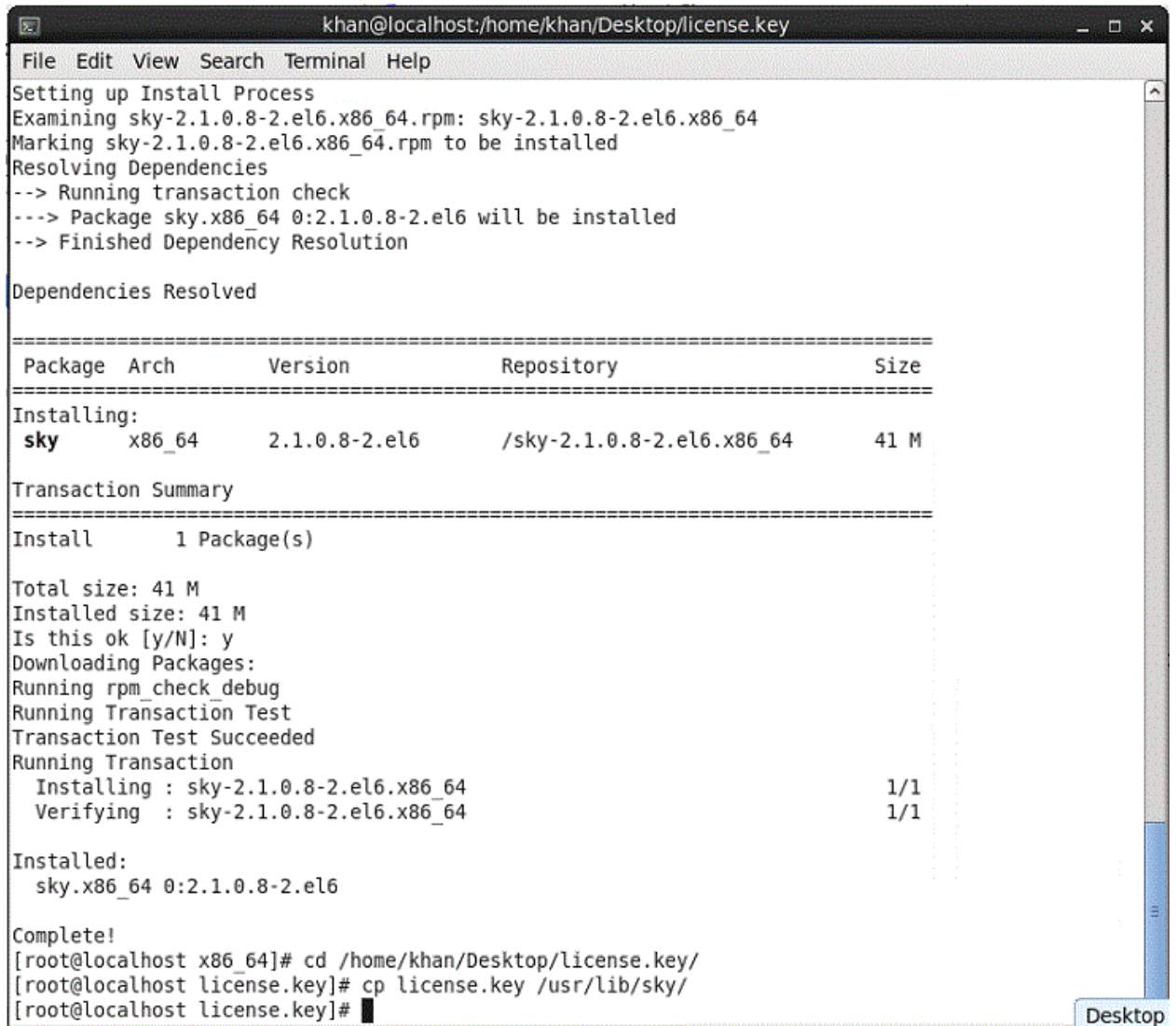


```
Terminal
~$sudo dpkg -r sky
[sudo] password for towerhanoi:
(Reading database ... 164871 files and directories currently installed.)
Removing sky ...
Processing triggers for desktop-file-utils ...
Processing triggers for bamfdaemon ...
Rebuilding /usr/share/applications/bamf.index...
Processing triggers for gnome-menus ...
~$cd /home/towerhanoi/Desktop/license.key/
license.key$cp license.key /usr/lib/sky/
license.key$
```

3. CentOS64

Install Sky package: `rpm -i sky_redhat64_v2.0.xyz.rpm`

Create and copy license key file like SUSE64 above: `cp license.key usr/lib/sky`



```
khan@localhost:/home/khan/Desktop/license.key
File Edit View Search Terminal Help
Setting up Install Process
Examining sky-2.1.0.8-2.el6.x86_64.rpm: sky-2.1.0.8-2.el6.x86_64
Marking sky-2.1.0.8-2.el6.x86_64.rpm to be installed
Resolving Dependencies
--> Running transaction check
---> Package sky.x86_64 0:2.1.0.8-2.el6 will be installed
--> Finished Dependency Resolution

Dependencies Resolved

=====
Package Arch Version Repository Size
=====
Installing:
sky x86_64 2.1.0.8-2.el6 /sky-2.1.0.8-2.el6.x86_64 41 M
Transaction Summary
=====
Install 1 Package(s)

Total size: 41 M
Installed size: 41 M
Is this ok [y/N]: y
Downloading Packages:
Running rpm_check_debug
Running Transaction Test
Transaction Test Succeeded
Running Transaction
  Installing : sky-2.1.0.8-2.el6.x86_64 1/1
  Verifying : sky-2.1.0.8-2.el6.x86_64 1/1

Installed:
sky.x86_64 0:2.1.0.8-2.el6

Complete!
[root@localhost x86_64]# cd /home/khan/Desktop/license.key/
[root@localhost license.key]# cp license.key /usr/lib/sky/
[root@localhost license.key]# █
```